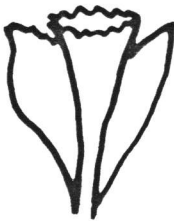


Classification of Daffodils & Hints on Showing

by Joe Ratlidge

Daffodils are classified into divisions according to their formation and colour. Daffodil nurseries usually list their varieties within these divisions and so distinguishing between the various types is an easy matter when purchasing bulbs.

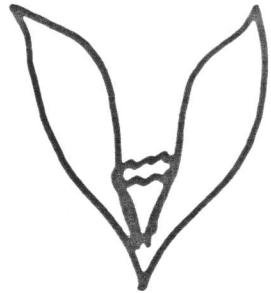
Flowers usually consist of an inner part, the corona (trumpet or cup) and six other perianth segments (petals). Confusion occurs when naming the corona. We usually think of the corona as being trumpet-shaped. However, the Daffodil Society only refers to the corona as a trumpet if it is equal in length or longer than the petals. If the corona is shorter than the surrounding petals, it is termed a cup. You can easily check the size of the corona by bending a petal against it.



Trumpet type (note the length of the corona)




Large cup type (note the length of the corona)



Small cup type

Division 1: Trumpet Daffodils




Has one flower to a stem with the corona (trumpet) as long as or longer than the perianth segments (petals). There are various colour combinations.

Division 2: Large-cupped Daffodils



Has one flower to a stem with the inner corona (cup) more than one third, but less than equal to the length of the petals.

Division 3: Small-cupped Daffodils



Has one flower to a stem with the inner corona (cup) one third or less in length than the length of the petals.

These are the three main divisions and it is really important to distinguish between them.

Division 4: Double Daffodils

Either the corona is doubled or the petals or both. There should be no problem here.

Multi-headed Class

This is simply for stems with more than one bloom and refers to a class in our Spring Show.

Any other type

This includes the rest. E.g. Cyclamineous, Poeticus, Split-corona type, etc. etc.

Altogether, the National Daffodil Society lists twelve major divisions with subdivisions for colour. Various societies may include slight variations in their classification and allow, for example, Poeticus types to be included in the Small Cup Division. Therefore, always read the schedule carefully.

Showing

Choose your daffodils carefully the day before the show and sort them out carefully into their correct classes. This will save you a lot of time and avoid panic on the day.

Choose blooms of identical size, of good colour, fresh and undamaged. Select blooms in which the heads are poised at the same angle and with the "top" petal at 12 o'clock.

When bringing blooms to the show try to avoid their heads waving together because touching petals can be easily bruised.

Ideally, the petals should be at right angles to the axis of the corona. Varieties such as King Alfred have lovely yellow trumpets, but their twisted petals make them useless for showing.

Select vases to suit the size of your blooms. I find that a pencil to pierce holes in the Oasis helps you to insert soft stems and to arrange blooms in a pleasing manner. If possible, arrange the blooms to face the judge. Well-shaped leaves and a little moss on top of the pot help to enhance your entry.

Good nurseries from which to purchase bulbs include:

- Bloms Bulbs, Bedford.
- Brian Duncan of County Tyrone.
- Tyrone Daffs of County Tyrone.
- Clive Postles, Worcestershire.